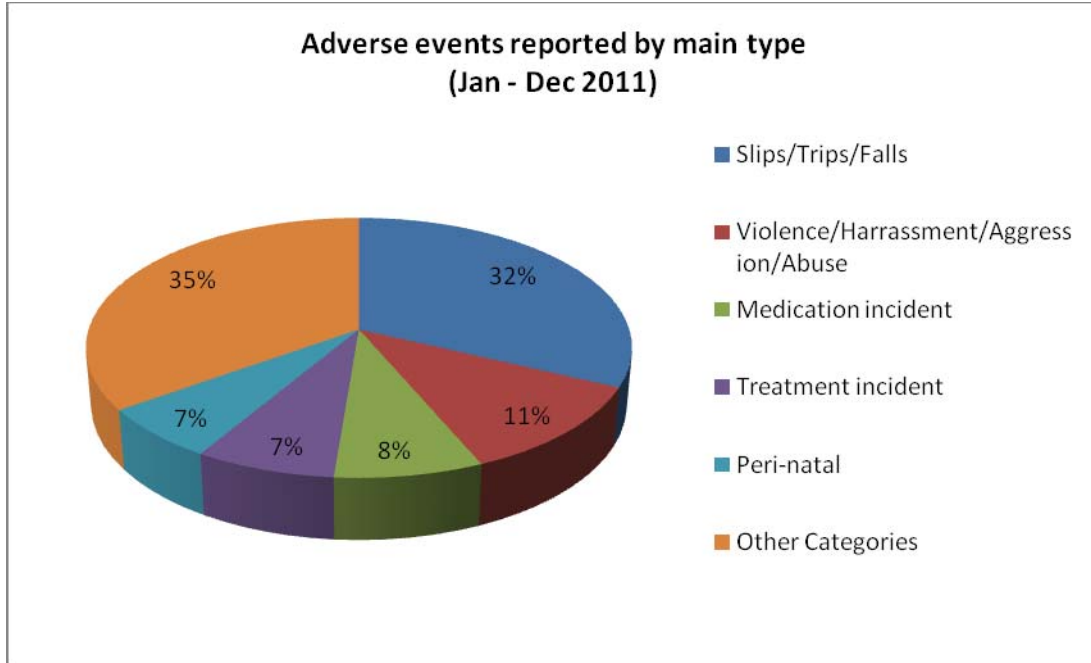
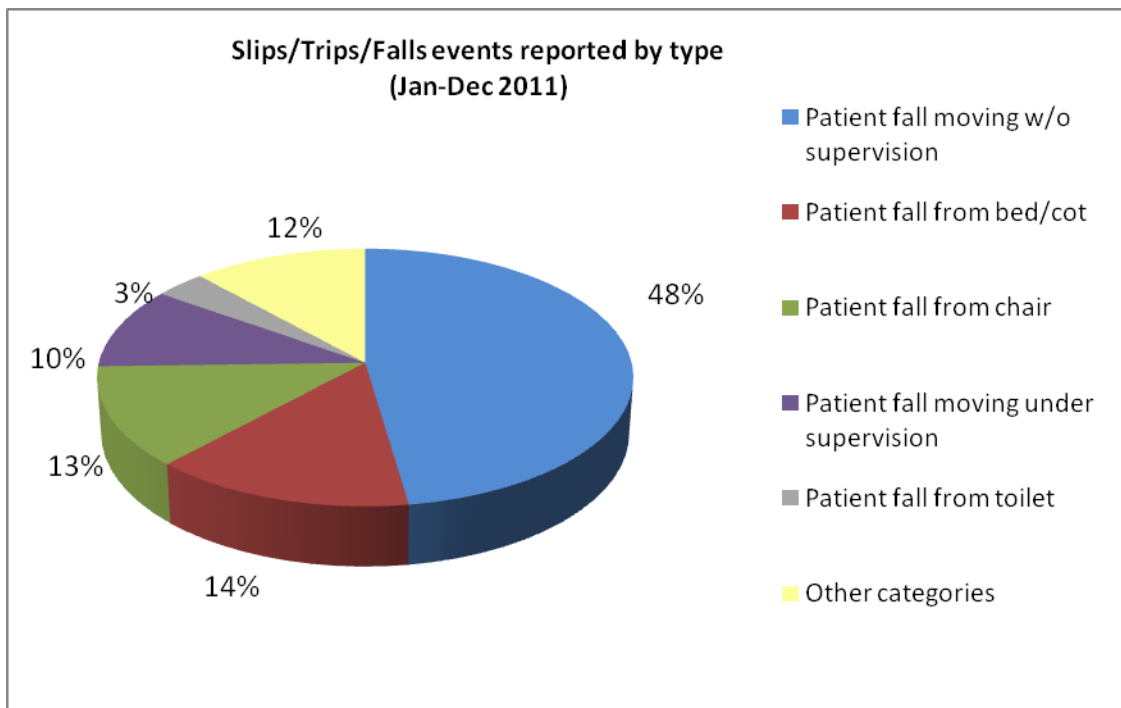




Detailed Breakdown of Adverse Events Involving Service Users 2011



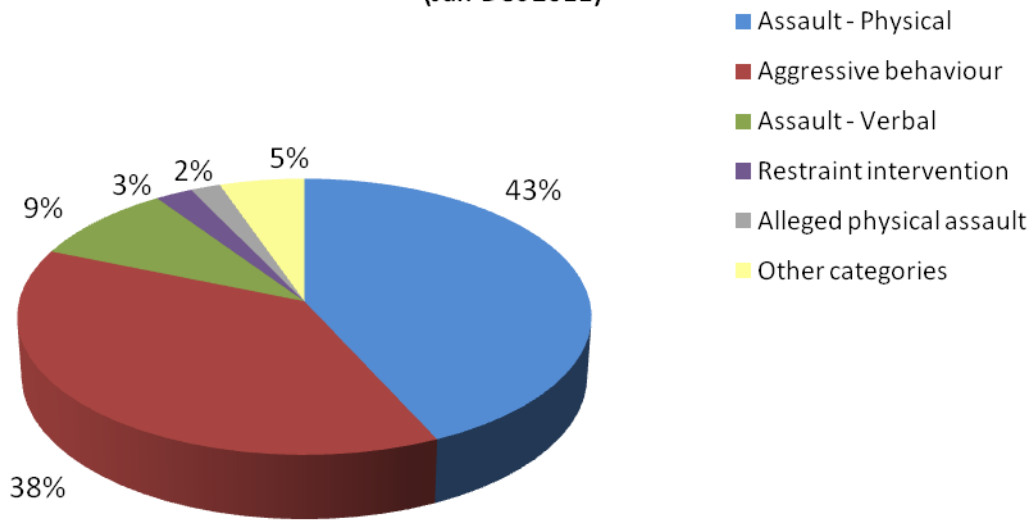
Events reported by main type	Count	%
Slips/Trips/Falls	27,541	32%
Violence/Harrassment/Aggression/Abuse	9,881	11%
Medication incident	6,633	8%
Treatment incident	6,293	7%
Peri-natal	5,607	7%
Other Categories	29,963	35%
Grand Totals:	85,918	100%



Slips/Trips/Falls events reported by specific type	Count
Patient/service user fall moving w/o supervision	13,130
Patient/service user fall from bed/cot	3,922
Patient/service user fall from chair	3,480
Patient/service user fall moving under supervision	2,819
Patient/service user fall from toilet	949
Other Categories	3,241
Grand Total	27,541

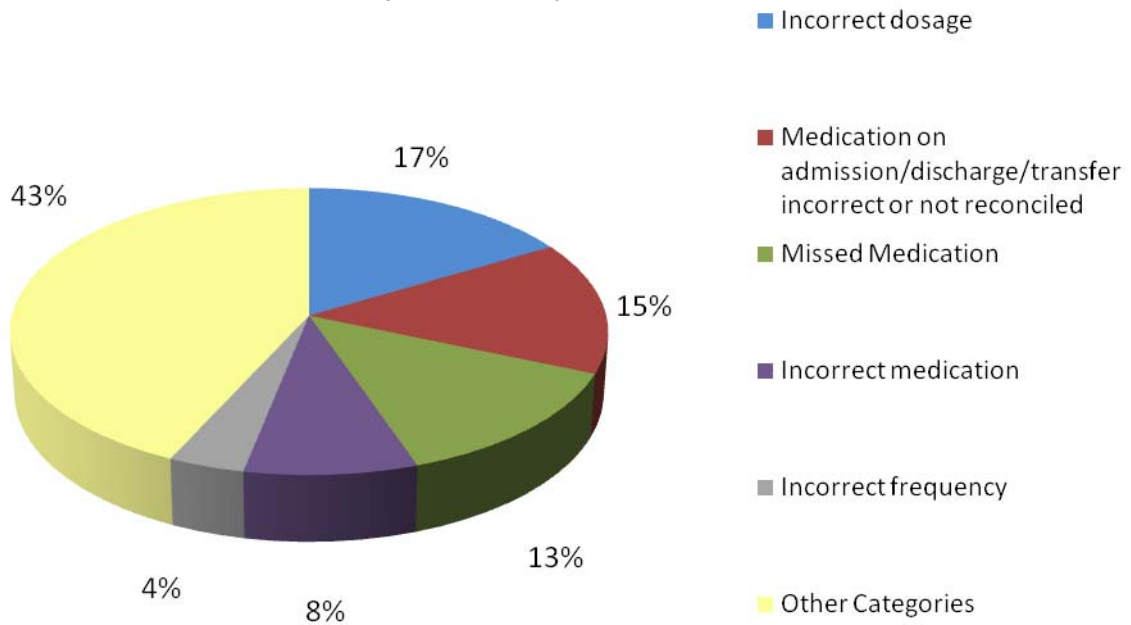
Other Categories (detailed)			
Identification/Records/Documentation Incident	3,945	Diagnosis incident	1,436
Abscension	2,726	Inappropriate Behaviour	1,247
Self-Harm	2,267	Discharge incident	1,069
Unplanned events	2,183	Blood transfusion incident	1,001
Peri-operative / peri-procedure incident	2,069	Environment/ utilities	457
Unexplained Injury/Unknown Cause	1,797	Consent / confidentiality incidents	437
Equipment/Device Incident	1,922	Radiation Incident	418
Infection control incident	1,809	Not specified	5,143
Total: 29,963			

**Violence/Harrassment/Aggression/Abuse (against patients) reported by type
(Jan-Dec 2011)**

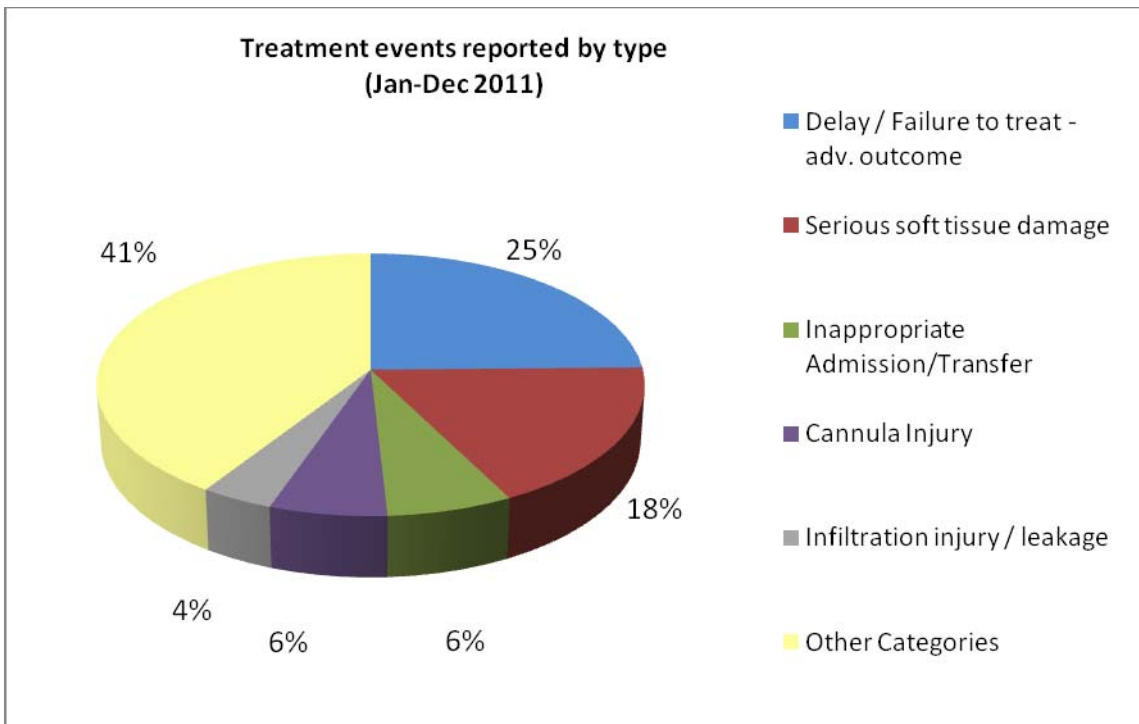


Violence/Harassment/Aggression/Abuse (against patients/service users) events reported by specific type	Count
Assault - Physical	4,315
Aggressive behaviour	3,560
Assault - Verbal	930
Restraint Intervention	219
Alleged physical assault	271
Other Categories	586
Grand Total	9,881

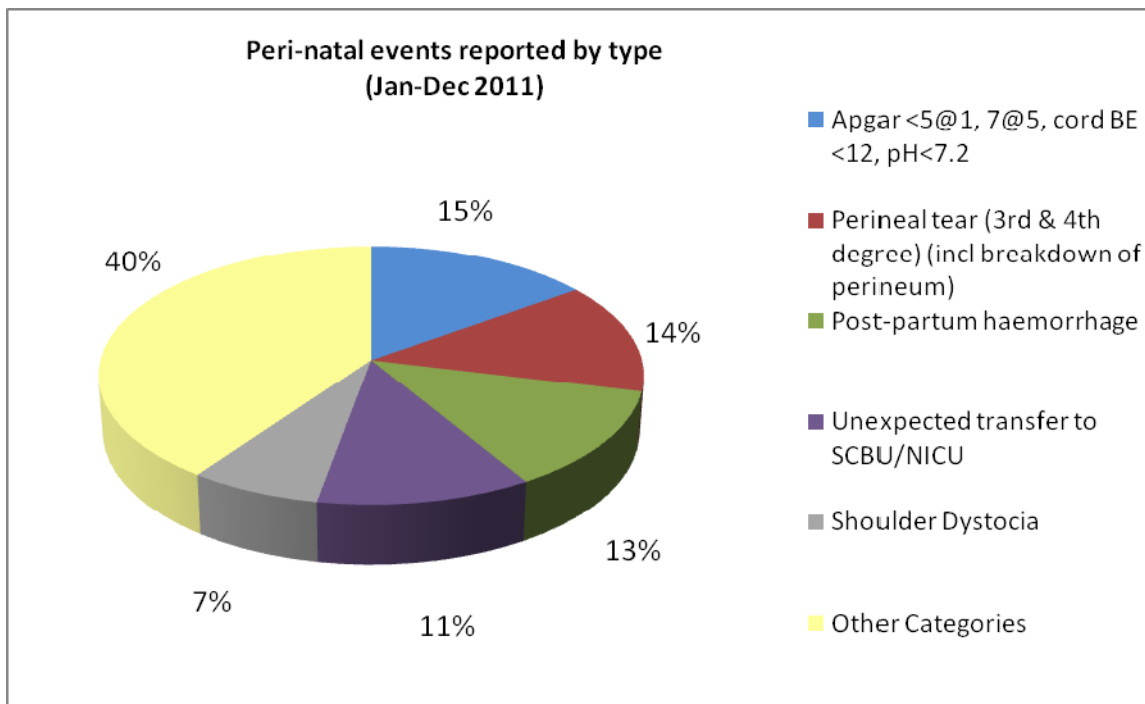
**Medication events reported by type
(Jan-Dec 2011)**



Medication events reported by specific type	Count
Incorrect dosage	1,091
Medication on admission/discharge/transfer incorrect or not reconciled	994
Missed medication	881
Incorrect medication	560
Incorrect frequency	247
Other Categories	2,860
Grand Total	6,633



Treatment events reported by specific type	Count
Delay / Failure to treat - adv. outcome	1,555
Serious soft tissue damage	1,115
Inappropriate Admission/Transfer	421
Cannula Injury	393
Infiltration injury / leakage	243
Other Categories	2,566
Grand Total	6,293



Peri-natal events reported by specific type	Count
Apgar <5@1, 7@5, cord BE <12, pH<7.2	840
Perineal tear (3rd & 4th degree) (incl breakdown of perineum)	777
Post-partum haemorrhage	704
Unexpected transfer to SCBU/NICU	642
Shoulder Dystocia	393
Other Categories	2,251
Grand Total	5,607